

NOTES: UNLESS OTHERWISE SPECIFIED

- STANDARD SPLITBACK WITH NO GUARDS = 12".
STANDARD SPLITBACK WITH SPRING GUARDS = 16".
STANDARD SPLITBACK WITH CNGG GUARDS = 19".
STANDARD SPLITBACK IS MEASURED FROM THE LONGEST LINE.
- A SETBACK IS DEFINED AS THE OFFSET DISTANCE BETWEEN END FITTING.
- GUARDS ARE REQUIRED FOR CSA / CGA DISPENSER CERTIFICATION.
SEE DWG. _____ FOR A COMPLETE LIST OF CSA / CGA CERTIFICATION REQUIREMENTS.

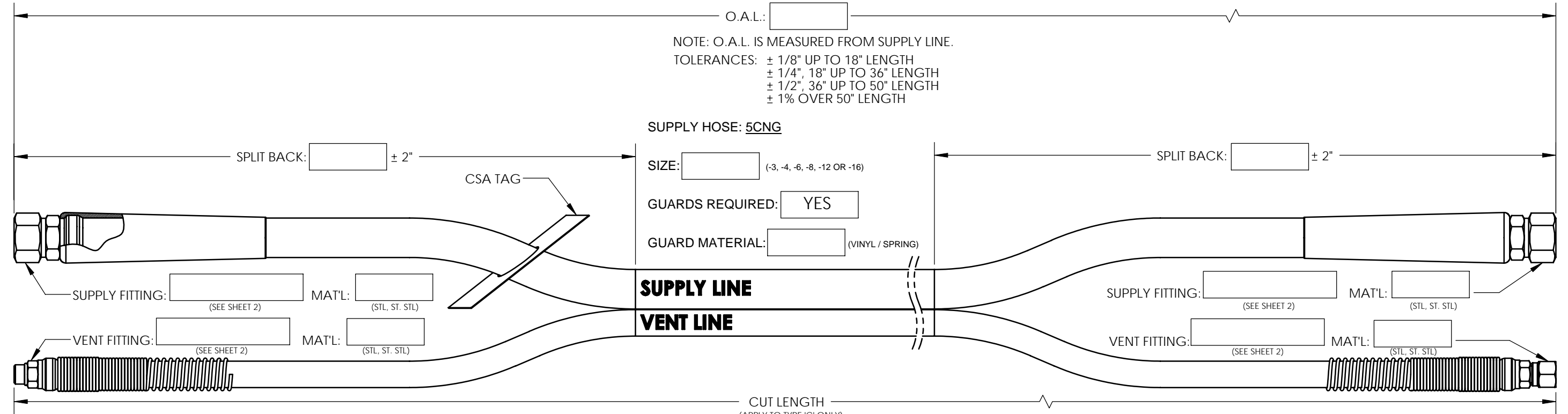
- FILL OUT EVERY BOX IN THIS TEMPLATE INDICATING COMPONENTS AND SIZE REQUIREMENTS.
- INDICATE WHETHER GUARDS ARE REQUIRED IN THE ASSEMBLY.
- SIGN AND RETURN

REVISION			
REV	DESCRIPTION	APPROVED	DATE
C	SEE DCN		

O.A.L.:
 NOTE: O.A.L. IS MEASURED FROM SUPPLY LINE.
 TOLERANCES: ± 1/8" UP TO 18" LENGTH
 ± 1/4", 18" UP TO 36" LENGTH
 ± 1/2", 36" UP TO 50" LENGTH
 ± 1% OVER 50" LENGTH

SUPPLY HOSE: 5CNG
 SIZE: (-3, -4, -6, -8, -12 OR -16)
 GUARDS REQUIRED: YES
 GUARD MATERIAL: (VINYL / SPRING)

SUPPLY LINE
VENT LINE



TYPE 'A' SETBACK
(ZERO SETBACK)

TYPE 'A' SETBACK
(ZERO SETBACK)

VENT HOSE: (5CNG, 520N, 580N OR 56DH-2)
 SIZE: (-3, -4, -6, -8, -12 OR -16)
 GUARDS REQUIRED: YES
 GUARD MATERIAL: (VINYL / SPRING)
 (SPRING GUARDS ARE REQUIRED ON BOTH LINES FOR ALL CSA CERTIFIED CNG DISPENSER APPLICATIONS)
 GUARDS:
 (-2, -4, -6 OR -8) SPRING
 (-12 OR -16) VINYL

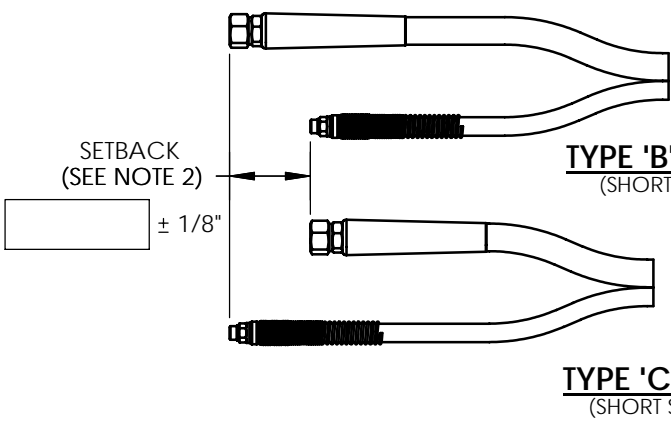
CHOOSE SETBACK TYPE

A, B OR C

CHOOSE SETBACK TYPE

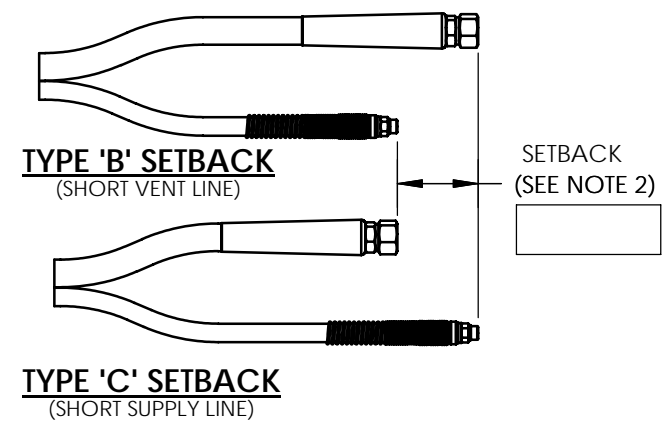
A, B OR C

DELAFIELD P/N: (COMPLETED BY DELAFIELD)



TYPE 'B' SETBACK
(SHORT VENT LINE)

TYPE 'C' SETBACK
(SHORT SUPPLY LINE)



TYPE 'B' SETBACK
(SHORT VENT LINE)

TYPE 'C' SETBACK
(SHORT SUPPLY LINE)

NOTE:
 FAILURE TO COMPLY WITH THE REQUIREMENTS INDICATED IN THIS DWG WILL RESULT IN THE LOSS OF CSA / CGA CERTIFICATION OF THE ASSEMBLY.
 5,000 PSI WORKING PRESSURE, 10,000 PSI TEST PRESSURE

COMPANY NAME: _____
 CUSTOMER SIGNATURE: _____
 TITLE: _____ DATE: _____

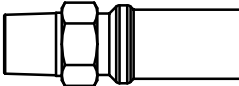
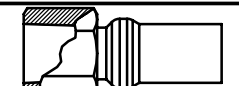
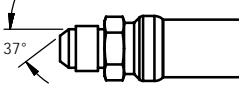
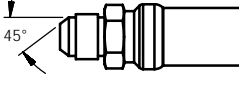


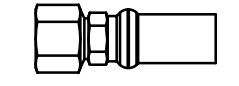

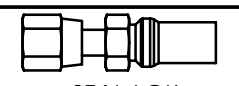
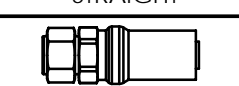


UNLESS OTHERWISE SPECIFIED DIMENSIONS ARE IN INCHES TOLERANCES ARE:
 .X ± .1
 .XX ± .03
 .XXX ± .010
 ANGULAR TOL ± 3°
 FINISH: 125/
 DO NOT SCALE DRAWING

THE INFORMATION CONTAINED IN THIS DRAWING IS THE SOLE PROPERTY OF DELAFIELD CORPORATION. ANY REPRODUCTION IN PART OR WHOLE WITHOUT THE WRITTEN PERMISSION OF DELAFIELD CORPORATION IS PROHIBITED.

APPROVALS		DATE
DRAWN:	O. MENDOZA	05/13/09
CHECKED:	JPSJ	05/28/09
RESP ENG:	JPSJ	05/28/09
MFG ENG:		

DELAFIELD CORPORATION			
TITLE DRAWING, APPROVAL, CNG DISPENSER, CUSTOMER CONFIGURATION			
SIZE B	DWG D16800	REV C	
SCALE: 1:1		SHEET 1 OF 2	

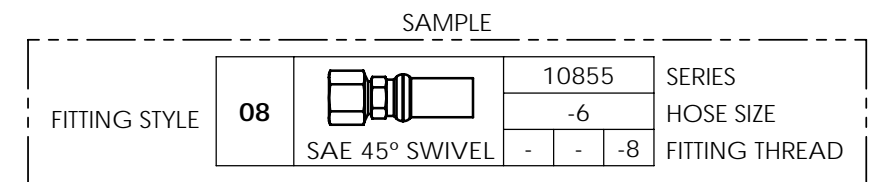
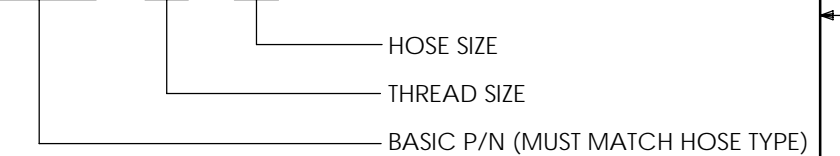
FITTING STYLE / AVAILABLE FITTING SIZE (55, 58 & CY SERIES)

DASH NO.	FITTING STYLE	HOSE TYPE	SUPPLY LINE / VENT LINE, HOSE AND FITTING CONFIGURATION																							
			520N-4			580N-4			5CNG-4			5CNG-6			5CNG-8			5CNG-12			5CNG-16			56DH-2		
01		MALE PIPE	10155			10155			10158			10155			10158			10158H			10158H			101CY		
			-4			-4			-4			-6			-8			-12			-16			-2		
			-4	-6	-	-4	-6	-	-4	-6	-	-4	-6*	-8*	-6	-8*	-	-	-	-12*	-12	-16*	-2	-4	-	
02		FEMALE PIPE	10255			10255			10258			10255			10258											
			-4			-4			-4			-6			-8											
			-4	-6	-	-4	-6	-	-4	-6	-	-	-6	-8	-	-8	-	-								
03		MALE JIC 37°										10355			10358											
												-6			-8											
												-	-	-8	-	-8	-10	-								
04		MALE SAE 45°													10458											
												-6			-8											
												-	-8	-	-											
05		MALE O-RING BOSS	10555			10555			10558			10555			10558											
			-4			-4			-4			-6			-8											
			-4	-5	-6	-4	-5	-6	-4	-5	-6*	-	-6*	-8	-	-8	-10	-								
06		FEMALE JIC 37°										10655			10658			10658H			10658H			106CY		
												-6			-8			-12			-16			-2		
			-	-	-8	-6	-8	-10	-12	-8	-12	-	-16	-2	-3	-4										
08		SAE 45° SWIVEL										10855												10855		
												-6												-2		
												-	-	-8												
JC		SEAL-LOK STRAIGHT SHORT	1JC55			1JC55			1JC58			1JC55			1JC58			1JC58H			1JC58H					
			-4			-4			-4			-6			-8			-12			-16					
			-4	-6	-	-4	-6	-	-4	-6	-	-	-6	-8	-	-8	-10	-	-	-12*	-	-16				
JS		SEAL-LOK STRAIGHT	1JS55			1JS55			1JS58			1JS55			1JS58			1JS58H			1JS58H					
			-4			-4			-4			-6			-8			-12			-16					
			-4	-6	-	-4	-6	-	-4	-6	-	-	-6	-8	-	-8	-	-	-	-12	-	-16				
AL		A-LOK COMPRESSION													1A158											
												-6			-8											
												-	-8	-	-											
P6		CPI COMPRESSION													1P658											
												-6			-8											
												-	-8*	-	-											
13		MALE PIPE SWIVEL																						113CY		
																								-2		
																								-2		

* = STAINLESS STEEL AVAILABLE

FITTING PART NUMBER EXAMPLE:

10158 - 12 - 12



THE INFORMATION CONTAINED IN THIS DRAWING IS THE SOLE PROPERTY OF DELAFIELD CORP. ANY REPRODUCTION IN PART OR WHOLE WITHOUT THE WRITTEN PERMISSION OF DELAFIELD CORP IS PROHIBITED.		DELAFIELD CORPORATION	
TITLE	DRAWING, APPROVAL, CNG DISPENSER, CUSTOMER CONFIGURATION	SIZE DWG	B D16800
		SCALE: 1:1	REV C
			SHEET 2 OF 2