

8

7

6

5

4

3

2

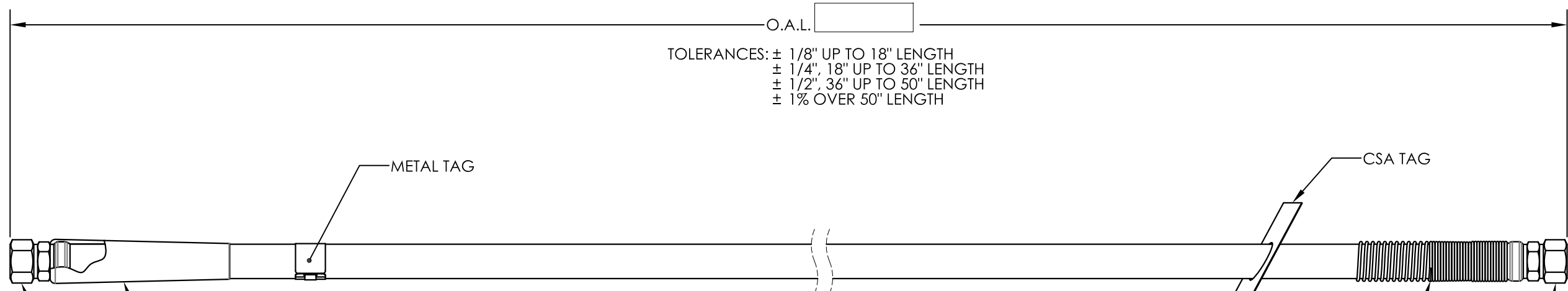
1

NOTES: UNLESS OTHERWISE SPECIFIED

- 1. NPT END FITTINGS SHOULD NOT BE USED ON VEHICLE HOSES.
- 2. THIS HOSE IS NOT INTEND TO BE USED IN VEHICLE ENGINE APPLICATIONS.
- 3. GUARDS REQUIRED ON CNG DISPENSER APPLICATIONS.
- 4. MAXIMUM LENGTH FOR CNG DISPENSER APPLICATION IS 16 FT - 4 IN.

- FILL OUT EVERY BOX IN THIS TEMPLATE INDICATING COMPONENTS AND SIZE REQUIREMENTS.
 - INDICATE WHETHER GUARDS ARE REQUIRED IN THE ASSEMBLY.
 - SIGN AND RETURN

REVISION			
REV	DESCRIPTION	APPROVED	DATE
C	SEE DCN		



O.A.L.
 TOLERANCES: ± 1/8" UP TO 18" LENGTH
 ± 1/4", 18" UP TO 36" LENGTH
 ± 1/2", 36" UP TO 50" LENGTH
 ± 1% OVER 50" LENGTH

SIZE -12 & -16
(VINYL GUARD)

END FITTING:

(SEE SHEET 2)

MAT'L:

(STL, ST. STL)

VENT HOSE:

(5CNG, 520N, 580N OR 56DH-2)

SIZE:

(-2, -4, -6, -8, -12 OR -16)

GUARDS REQUIRED:

(YES / NO)

GUARD MATERIAL:

(VINYL / SPRING)

GUARDS:

(-2, -4, -6 OR -8) SPRING
 (-12 OR -16) VINYL

CSA TAG

SIZES -2 THRU -8
(SPRING GUARD)

END FITTING:

(SEE SHEET 2)

MAT'L:

(STL, ST. STL)

DELAFIELD P/N: (COMPLETED BY DELAFIELD)

NOTE:

FAILURE TO COMPLY WITH THE REQUIREMENTS INDICATED IN THIS DWG WILL RESULT IN THE LOSS OF CSA / CGA CERTIFICATION OF THE ASSEMBLY.

5,000 PSI WORKING PRESSURE, 10,000 PSI TEST PRESSURE

COMPANY NAME: _____

CUSTOMER SIGNATURE: _____

TITLE: _____ DATE: _____

UNLESS OTHERWISE SPECIFIED DIMENSIONS ARE IN INCHES TOLERANCES ARE:

.X ± .1
 .XX ± .03
 .XXX ± .010
 ANGULAR TOL ± 3°

FINISH: 125/

DO NOT SCALE DRAWING

THE INFORMATION CONTAINED IN THIS DRAWING IS THE SOLE PROPERTY OF DELAFIELD CORPORATION. ANY REPRODUCTION IN PART OR WHOLE WITHOUT THE WRITTEN PERMISSION OF DELAFIELD CORPORATION IS PROHIBITED.

APPROVALS		DATE
DRAWN:	O. MENDOZA	05/19/09
CHECKED:	JPSJ	05/28/09
RESP ENG:	JPSJ	05/28/09
MFG ENG:		

DELAFIELD CORPORATION

TITLE
DWG, APPROVAL, VENT LINE, CUSTOMER CONFIGURATION

SIZE	DWG	REV
B	D16802	C

SCALE: 1:8 SHEET 1 OF 2

8

7

6


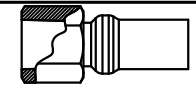
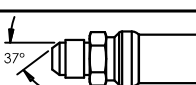









5

4

3

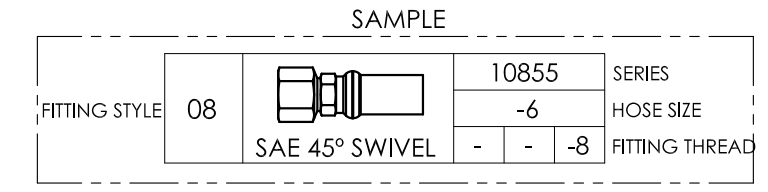
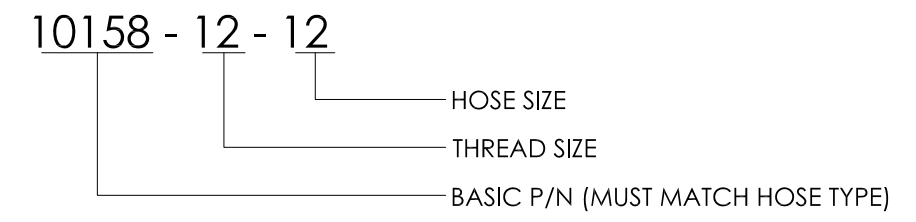
2

1

FITTING STYLE / AVAILABLE FITTING SIZE (55, 58 & CY SERIES)										
DASH NO.	FITTING STYLE	HOSE TYPE	VENT LINE, HOSE AND FITTING CONFIGURATION							
			520N-4	580N-4	5CNG-4	5CNG-6	5CNG-8	5CNG-12	5CNG-16	56DH-2
01		MALE PIPE	10155	10155	10158	10155	10158	10158H	10158H	101CY
			-4	-4	-4	-6	-8	-12	-16	-2
02		FEMALE PIPE	10255	10255	10258	10255	10258			
			-4	-4	-4	-6	-8			
03		MALE JIC 37°	10355	10355	10358	10355	10358			
			-4	-4	-4	-6	-8			
04		MALE SAE 45°	10455	10455	10458	10455	10458			
			-4	-4	-4	-6	-8			
05		MALE O-RING BOSS	10555	10555	10558	10555	10558			
			-4	-4	-4	-6	-8			
06		FEMALE JIC 37°	10655	10655	10658	10655	10658	10658H	10658H	106CY
			-4	-4	-4	-6	-8	-12	-16	-2
08		SAE 45° SWIVEL	10855	10855	10858	10855			108CY	
			-4	-4	-4	-6			-2	
JC		SEAL-LOK STRAIGHT SHORT	1JC55	1JC55	1JC58	1JC55	1JC58	1JC58H	1JC58H	
			-4	-4	-4	-6	-8	-12	-16	
JS		SEAL-LOK STRAIGHT	1JS55	1JS55	1JS58	1JS55	1JS58	1JS58H	1JS58H	
			-4	-4	-4	-6	-8	-12	-16	
AL		CPI / A-LOK COMPRESSION	1AL55	1AL55	1AL58	1AL55	1AL58			
			-4	-4	-4	-6	-8			
P6		CPI COMPRESSION	1P655	1P655	1P658	1P655	1P658			
			-4	-4	-4	-6	-8			
13		MALE PIPE SWIVEL							113CY	
										-2

* = STAINLESS STEEL AVAILABLE

FITTING PART NUMBER EXAMPLE:



THE INFORMATION CONTAINED IN THIS DRAWING IS THE SOLE PROPERTY OF DELAFIELD CORP. ANY REPRODUCTION IN PART OR WHOLE WITHOUT THE WRITTEN PERMISSION OF DELAFIELD CORP IS PROHIBITED.		DELAFIELD CORPORATION	
TITLE	SIZE	DWG	REV
DWG, APPROVAL, VENT LINE, CUSTOMER CONFIGURATION	B	D16802	C
SCALE: 1:1		SHEET 2 OF 2	