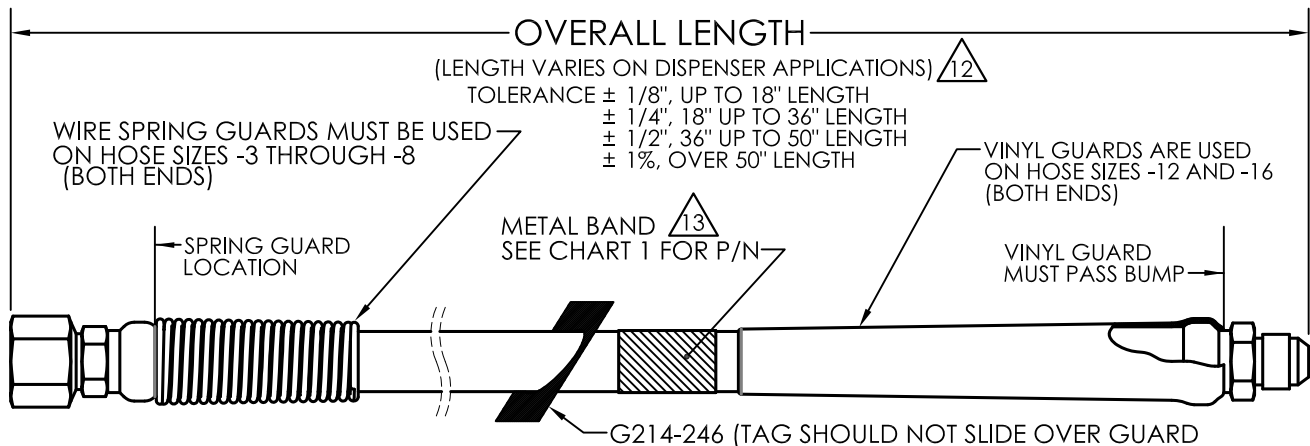


NOTES:

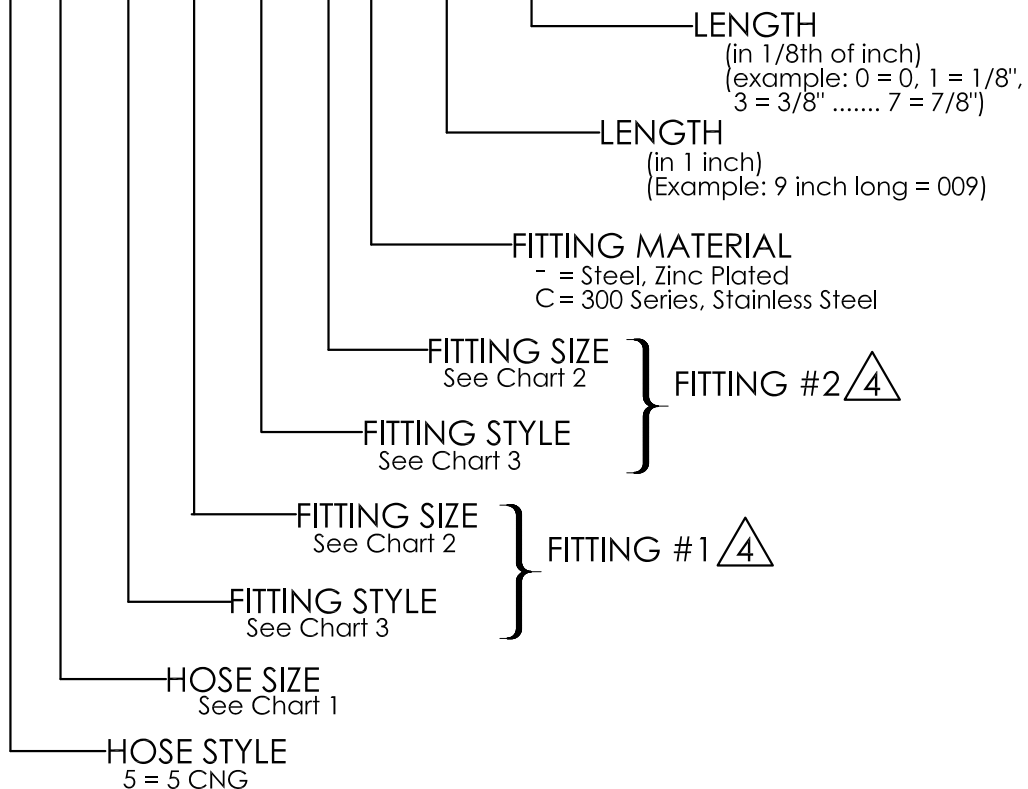
1. CAP ALL ENDS WITH PLASTIC CLOSURE CAPS / PLUGS.
2. ONLY HOSE AND FITTINGS THAT MEET MANUFACTURERS SPECIFICATIONS SHALL BE USED TO MAKE THESE HOSE ASSEMBLIES.
3. THIS STANDARD PART COVERS PERMANENT (CRIMP) END FITTINGS ONLY.
4. SPECIFY FITTINGS IN ALPHA - NUMERIC ORDER TO PREVENT DUPLICATE PART NUMBERS. (I.E. CSXX01X05X-XXXX, NOT CSXX05X01X-XXXX)

(SEE SHEET 2 OF 3 FOR MORE NOTES)



PART NUMBER COMPOSITION:

HCS X X XX X XX X - XXX X



DELAFIELD STANDARD PART DRAWING

APPROVALS:		DATE:		DELAFIELD CORPORATION	Description: HOSE ASSY, CNG, SUPPLY LINE	
DRAWN:	O. Mendoza 06/03/10				Part Number: HCS-SERIES	
CHECKED:					Sheet: 1 of 3	
APPROVED:					REVISION: -	

NOTES: (CONTINUED FROM SHEET 1)

- 5. ALL ASSEMBLIES ARE CERTIFIED AND TESTED IN COMPLIANCE WITH ANSI/IAS NGV 4.2/CSA 12.52-M99
- 6. ASSEMBLIES MUST BE COMPLETE (FITTINGS ON ALL ENDS OF HOSE).
- 7. ASSEMBLIES MUST BE PRESSURE / PROOF TESTED AND ELECTRICALLY TESTED FOR CONDUCTIVITY PER NFPA 52 AND PARFLEX QCI 2.8 AND QCI 2.12.
- 8. ONLY HOSE ASSEMBLIES LISTED IN THIS DRAWINGS OR IN PARKER SPEC PFS-ES17 HAVE BEEN APPROVED FOR USE IN A CNG APPLICATION.
- 9. NPT END FITTINGS SHOULD NOT BE USED ON VEHICLE HOSES.
- 10. THIS HOSE IS NOT INTEND TO BE USED IN VEHICLE ENGINE APPLICATIONS.
- 11. HOSE COLOR TO BE RED.

12. HOSE ASSY FOR DISPENSER APPLICATIONS HAVE A MAX. ALLOWABLE LENGTH OF 16 FT - 4 IN.

13. INFO ON BAND: DELAFIELD
 ASSEMBLY P/N
 ASSEMBLY FOR CNG
 DATE (XX/XX/XX)
 CSA
 ANSI/IAS NGV 4.2 CSA 12.52

CHART 1				
HOSE SIZE				
DASH NO.	HOSE SIZE	CRIMP FITTING	GUARD	METAL BAND
A	-4	58 SERIES	5PSG-4	714-000
B	-6	55 SERIES	5PSG-6	714-000
C	-8	58 SERIES	5PSG-8	714-000
E	-12	58H SERIES	CNGG5-12	M714-00
F	-16	58H SERIES	CNGG5-16	M714-00

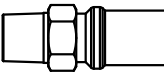

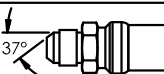



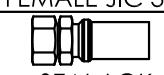



CHART 2	
FITTING SIZE	
DASH NO.	SIZE
A	-4
B	-6
C	-8
D	-10
E	-12
F	-16

DELAFIELD STANDARD PART DRAWING

APPROVALS:	DATE:		Description:	HOSE ASSY, CNG, SUPPLY LINE
DRAWN:	O. Mendoza 06/03/10		Part Number:	HCS-SERIES
CHECKED:	SEE SHEET 1		Sheet: 2 of 3	REVISION: -
APPROVED:	SEE SHEET 1			

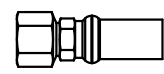
CHART 3

FITTING STYLE / AVAILABLE FITTING SIZE (MUST CONFORM TO CHART 1)

DASH NO.	FITTING STYLE	HOSE TYPE	HOSE AND FITTING CONFIGURATION											
			5CNG											
01		MALE PIPE	10155			10158						10158H		
			-6			-4			-8			-12		-16
			-4	-6*	-8*	-4	-	-6	-6	-8*	-	-12*	-	-12
02		FEMALE PIPE	10255			10258								
			-6			-4			-8					
			-	-6	-8	-4	-	-6	-	-8	-			
03		MALE JIC 37°	10355			10358								
			-6			-4			-8					
			-	-	-8	-	-	-	-	-8	-10			
04		MALE SAE 45°				10458								
						-4			-8					
						-	-	-	-	-8	-			
05		MALE O-RING BOSS	10555			10558								
			-6			-4			-8					
			-	-6*	-8	-4	-5	-	-	-8	-10			
06		FEMALE JIC 37°	10655			10658						10658H		
			-6			-4			-8			-12		-16
			-	-	-8	-	-	-	-8	-10	-12	-8	-12	-
JC		SEAL-LOK STRAIGHT SHORT	1JC55			1JC58						1JC58H		
			-6			-4			-8			-12		-16
			-	-6	-8	-4	-6	-	-8	-	-	-12*	-	-
JS		SEAL-LOK STRAIGHT	1JS55			1JS58						1JS58H		
			-6			-4			-8			-12		-16
			-	-6	-8	-4	-6	-	-8	-10	-	-	-12	-
AL		CPI / A-LOK COMPRESSION				1AL58								
						-4			-8					
						-	-	-	-8	-	-			
P6		CPI COMPRESSION				1AL58								
						-4			-8					
						-	-	-	-8	-	-			

* = STAINLESS STEEL AVAILABLE.

SAMPLE

FITTING STYLE	08		10855			SERIES	
			-6				HOSE SIZE
			-	-	-8		

DELAFIELD STANDARD PART DRAWING

APPROVALS:	DATE:		Description:	HOSE ASSY, CNG, SUPPLY LINE
DRAWN: O. Mendoza	06/03/10		Part Number:	HCS-SERIES
CHECKED:	SEE SHEET 1		Sheet: 3 of 3	REVISION: -
APPROVED:	SEE SHEET 1			